



40/50 CSR

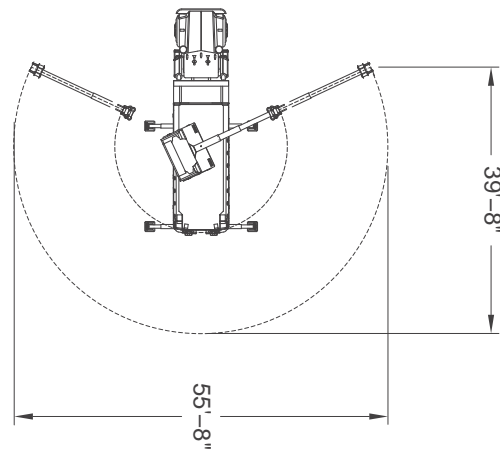
**REALIZE
YOUR CAPACITY**



40/50 CSR INCIDENT MANAGER

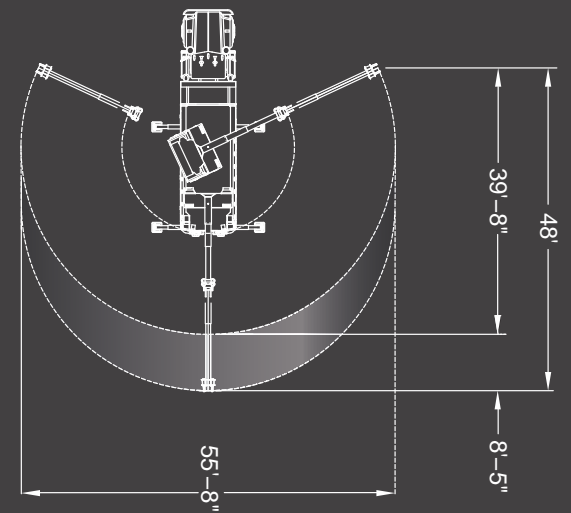
Designed to handle the toughest recoveries and heavy towing, the 40/50 CSR with its compact size, is the best in maneuverability and versatility. The NRC "Compact Incident Manager" with its rotating boom and unique sliding system, will bring you the best "USABLE BOOM CAPACITY".

UNDERSTANDING THE SLIDING SYSTEM



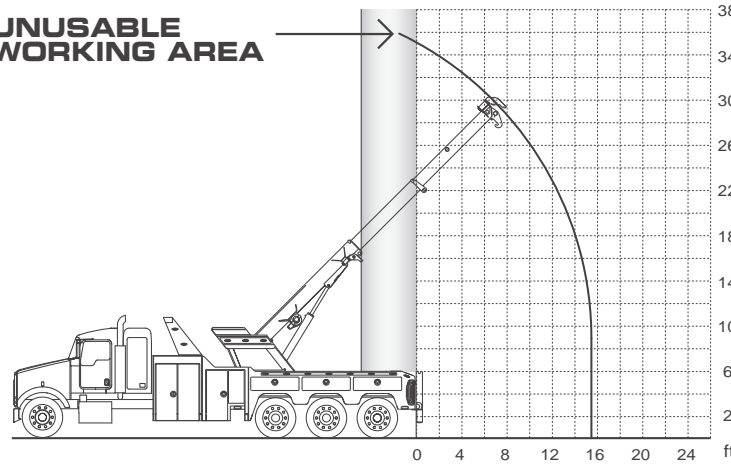
NOT SLIDING

Increase your working area.



SLIDING: 25% MORE WORKING AREA

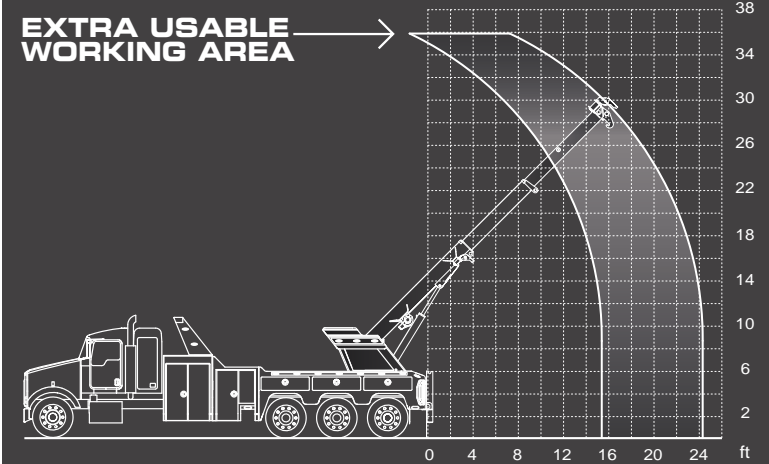
UNUSABLE WORKING AREA



NOT SLIDING

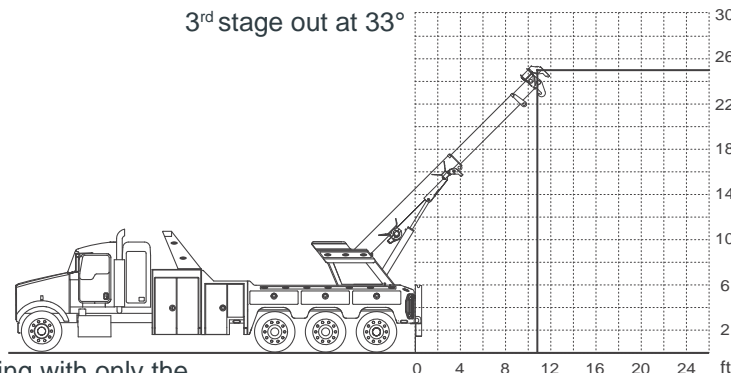
Don't lose your maximum boom lifting capacity in an unusable boom working area.

EXTRA USABLE WORKING AREA



SLIDING: 100" MORE REACH

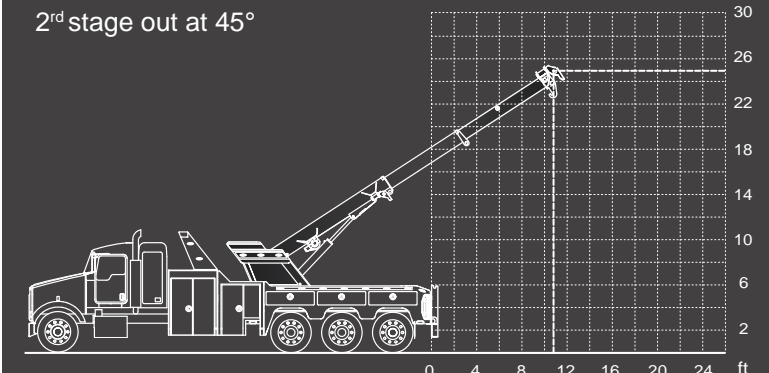
3rd stage out at 33°



NOT SLIDING

Increase your lifting capacity by working with only the 2nd stage out at 45° instead of the 3rd stage out at 33°.

2nd stage out at 45°



SLIDING: 85% MORE CAPACITY

TOP 7 ADVANTAGES



1- SLIDING SYSTEM

- Double your lifting capacity by working with the boom in a more retracted position.
- Increase your reach by 100" (greater working area).
- Save time by not having to extend the boom or adjust the wire rope height when it is time to take the load from one side to the rear.
- Greater working area.
- The Slider technology gives you more options when attacking a new challenge. You can always position the boom at the best possible angle and location, which can vary depending on the situation.

2- LOW-PROFILE OUTRIGGERS

- Better maneuverability by being able to lift the load over them, thus reducing the overhang.
- Get maximum strength when the load is at the corner.
- Offers recovery anchors for side-pulling.
- Gives you the best stability for winching.

3- REMOVABLE UNDERLIFT

- Lighter than an independant Underlift.
- Get closer to the tailboard for extreme recoveries.
- Removable in seconds.

4- BEST TECHNOLOGY

- V Boom
- NRC Tag axle (option)
- Auxiliary winches under the boom to get full control of the load.

5- USABLE BOOM CAPACITY

- Does boom size matter? Yes. However, this is only one of several factors that will determine the Usable Boom Capacity and therefore the real capacity of your equipment. At NRC, we talk about Usable Boom Capacity, not boom size which is meaningless when considered alone.
- "V" boom & best boom elevation range.
- Work with the boom retracted to achieve the greatest capability during a lift.
- Get your boom closer to the load with our sliding system and low-profile outriggers (a shorter radius always helps).

6- SAFETY

- Work more safely with a higher level of performance.
- The ratings are based on actual live tests. We actually picked up the heaviest load possible, 50 Ton, without overloading the equipment. We then deducted 25% to achieve a safe load rating.
- Self-leveling and anti-twist systems.

7- CUSTOM-MADE DESIGN

- At NRC, you are not just a number, you are unique and so is your equipment. Every piece of equipment is custom-made especially for you, according to your recommendations and with the numerous options that only NRC can offer you. You are not lost in the crowd; you have equipment that is custom-built for you and adapted to your needs.

4 MYTHS

1- CAN'T SLIDE WITH HEAVY LOADS... FALSE

Moving heavy loads back & forth was our main goal when we designed the sliding system. This has been one of our engineering team's great successes and we are always proud to show everybody at tow shows, at the customer's location or right here at our plant, just how powerful it really is.

2- DIFFICULT TO USE REMOVABLE UNDERLIFT... FALSE

It works exactly like an independent or integrated underlift for towing. However, its main advantage is that you can remove it and get the load closer to the tailboard for extreme recoveries. In a few seconds, you get the best of both worlds.

3- CAN'T WORK WITH THE BOOM AT 0° ANGLE BECAUSE IT WILL INTERFERE WITH THE UNDERLIFT... FALSE

The underlift is easily removable!

4- HAVING THE AUXILIARY WINCHES UNDER THE BOOM IS NOT THE BEST LOCATION... FALSE

Don't forget, we were the first company to introduce them on the market. Therefore, we had the privilege of choosing the best location. You will enjoy not having to adjust the wire rope height when changing the boom angle.



GENERAL SPECIFICATIONS

- Capacity: 50 Tons
- Tandem or Tri-axle body
- Composite side panels
- Safe lifting capacity: 40 Tons (25% security factor)
- Hydraulic front & rear low profile outriggers
- Dual controls
- Minimum CA for tandem and tri-axle body: 190" (from cab to center of rearmost axle)
- Sandblast + epoxy primer
- Federal standard #108 light group
- LED Lights
- Pannic button
- Wisely positionned electrical rockers switches for (increased) user's convenience
- 7 marker lights per side
- Curb light on each side
- Door checks
- Mud flaps
- Chain rack
- Fork holders
- Air & Electrical hookups
- Hydraulic pressure gauges
- Direct mount 17 GPM tandem hydraulic pump
- Working hydraulic pressure: 2800-3000 PSI
- Electronic anti-twist device
- Electronic Self-levelling
- Recovery anchors on rear outrigger
- Side Pulling anchors on front and rear outriggers
- Forward compartments
- Compartments over the wheel wells
- Control station lighting
- Tailboard mounted D-rings
- Easy access outrigger pads compartments
- Notched tailboard allowing for increased tilting angle
- Boom angle indicator


BOOM SPECIFICATIONS

- Two stage boom: standard
- Three stage boom: option
- "V" shape boom
- Boom structural rating fully retracted: 100,000 lbs
- Boom structural rating fully extended (2 stage): 40,000 lbs
- Boom structural rating fully extended (3 stage): 20,000 lbs
- Boom range of elevation: 65 (degree)
- 360 (degree) sheave head
- D-rings on each boom section

* All recommendations are minimums; heavier specifications may be required depending on chassis and equipment weight. Always consult your local distributor or the factory for additional information.

All ratings are based on structural factors only, not vehicle capacities. Specifications shown are approximations and may vary depending on chassis selected. NRC Industries Inc. reserves the right to change or modify the product and/or specifications without notice or obligation. Some optional equipment shown.

The outside frame rails of chassis extending behind the cab must be free of fuel tanks, air tanks, battery boxes, etc.



UNDERLIFT HD-3

- Capacity retracted: 35,000 lbs
- Capacity extended: 15,000 lbs
- Minimum reach: 73"
- Maximum reach: 111"

UNDERLIFT SHD-3

- Capacity retracted: 50,000 lbs
- Capacity extended: 20,000 lbs
- Minimum reach: 86"
- Maximum reach: 136"

UNDERLIFT SSHD-4

- Capacity retracted: 70,000 lbs
- Capacity extended: 23,000 lbs
- Minimum reach: 76"
- Maximum reach: 150"

UNDERLIFT LSHD-4

- Capacity retracted: 60,000 lbs
- Capacity extended: 20,000 lbs
- Minimum reach: 87"
- Maximum reach: 176"

Note: All ratings are based on structural factors only
All measurements are from the back of tailboard to the end of the T-bar

CHASSIS SPECIFICATIONS

- Front axle: 20,000 lbs
- Rear axle: 46,000 lbs
- RBM: 4,500,000 in.lbs
- CA available from 190" (from cab to center of rearmost axle)
- Double frame (11-5/8" x 38" thick and full insert 3/8" thick)

WINCHES & STEEL WIRE ROPE

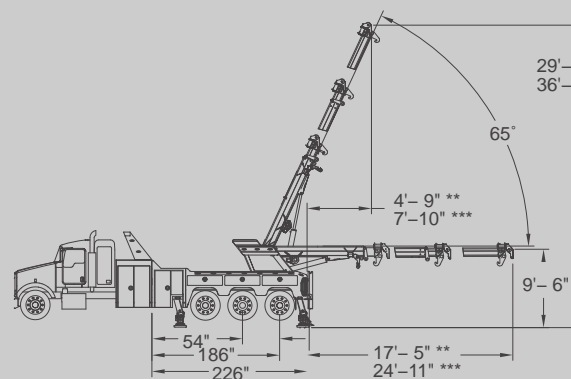
- Winch capacity (each): 40,000 lbs
- Winch type: planetary
- Wire rope: 3/4" x 200'
- Cable air tensionners
- Air free spools

OPTIONAL

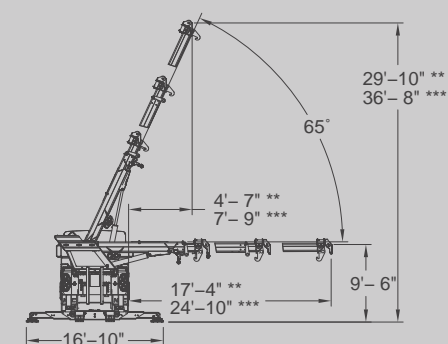
- 2 planetary 15,000 lbs auxiliary winches under the boom
- 2 planetary 20,000 lbs auxiliary winches under the boom

OPTIONAL EQUIPMENT

- Proportional joysticks and wireless remote control
- 2 Auxiliary 15,000 lbs winches mounted under the boom
- 2 Auxiliary 20,000 lbs winches mounted under the boom
- 3 stage boom
- 3 stage Underlift (HD or SHD)
- 4 stage Underlift (HD or SHD)
- Additional attachments
- Heavy duty tire lift
- Tunnel tool box (28" to 72")
- Battery box inside the tunnel tool box
- Light pylon
- Winch covers
- Rear work lights
- Halogen or Xenon lighting under boom
- Stainless dress-up kit
- Aluminum dress-up kit
- Chain package
- Recovery straps
- Snatch blocks
- Light bar
- Paint
- Installation
- NRC rigging box
- Outrigger spades for side-pulling
- Outrigger stabilizer grips (for wooden pads)
- Spreader bars
- Boom work lights
- Tag axle



LEGEND: ** (2 STAGES) *** (3 STAGES)



LEGEND: ** (2 STAGES) *** (3 STAGES)



**REALIZE
YOUR
CAPACITY**

DISTRIBUTOR:

Tel: 450 379-5796 / Fax: 450 379-5995
www.nrc-industries.com