



**QUICKSWAP
QUICKSWAP WITH TAG AXLE**

**REALIZE
YOUR CAPACITY**

ADVANTAGES

■ STRENGTH:

Same or better lift capacity as most heavy-duty wreckers.

■ SAVINGS IN EQUIPMENT COSTS:

The same truck can be used for towing or pulling trailers.

■ SAVINGS IN FUEL:

Save thousands of dollars a year with equipment as light-weight as the Quickswap.

■ SAVINGS IN TIRE USE:

Due to its light weight, the Quickswap creates less pressure on the tires, which means less use and a decrease in the cost of tire replacement.

■ SAVINGS IN INSURANCE:

Save a bundle by not having to insure expensive equipment.

■ BEST PAYLOAD:

Its light weight will allow you to cross the scales smiling.

■ NRC QUALITY



STANDARD EQUIPMENT

- Power elevation
- Power extension
- Power fold
- Power tilt
- Front stands
- Removable
- Manual controls
- Fork storage holders
- Tie-down chains
- Shotblasted & epoxy primer paint

OPTIONAL EQUIPMENT

- 20,000 lb planetary winch
- 25,000 lb worm gear winch
- Recovery Roller Guide
- Cable 5/8" x 200'
- Remote control
- 72" tool box
- Wet line kit
- Second front receiver
- Stabilizer grip
- Tow lights & cord
- Additional towing attachments
- Installation
- Stainless steel package

SPECIFICATIONS

Heavy Duty Quickswap

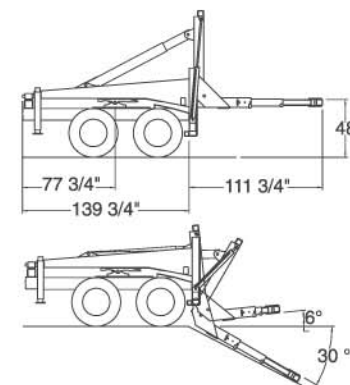
- Minimum wheelbase: 250"
- Double frame recommended
- Reach past tailboard fully retracted: 73"
- Reach past tailboard fully extended: 111-3/4"
- Lift capacity retracted: 35,000 lbs (structural rating)
- Lift capacity extended: 15,000 lbs (structural rating)

Super Heavy Duty Quickswap

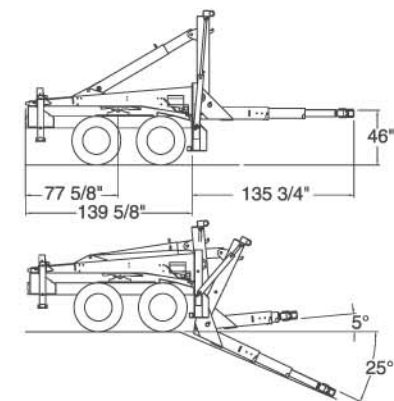
- Minimum wheelbase: 275"
- Double frame recommended
- Reach past tailboard fully retracted: 86"
- Reach past tailboard fully extended: 135-3/4"
- Lift capacity retracted: 50,000 lbs (structural rating)
- Lift capacity extended: 20,000 lbs (structural rating)



Heavy Duty Quickswap



Super Heavy Duty Quickswap



QUICKSWAP

QUICKSWAP WITH TAG AXLE

When you want to maximize the use of your truck, improve your safety, increase your towing capacity and simply make more money... this incredible equipment combines together all the benefits from the Quickswap, plus all the advantages from the Tag Axle, into one unique piece of equipment.



ADVANTAGES

STRENGTH:

- Same or better lift capacity as most heavy-duty wreckers.

SAVINGS IN EQUIPMENT COSTS:

- Convert your road tractor into a tow truck within a few minutes.

SAVINGS IN FUEL:

Save thousands of dollars a year with equipment as light-weight as the Quickswap with Tag axle.

SAVINGS IN TIRE USE:

Due to its light weight, the Quickswap creates less pressure on the tires, which means less use and a decrease in the cost of tire replacement.

SAVINGS IN INSURANCE:

Save a bundle by not having to insure expensive equipment.

INCREASES BRAKING CAPACITY:

One more set of brakes can save lives in emergency situations.

INCREASES THE STABILITY OF THE VEHICLE:

The tag axle will allow you to keep more weight on the front axle and less on the rear axles.

INCREASES TOWING CAPACITY:

The Tag axle greatly reduces the overhang, which affords greater capacity for towing without causing the front axle to lift.

BEST PAYLOAD:

Its light weight, combined with an extra axle, will allow you to cross the scales with loads that you would never have dared to before.

NRC QUALITY



STANDARD EQUIPMENT

- Power elevation
- Power extension
- Power fold
- Power tilt
- Front stands
- Removable
- Manual controls
- Fork storage holders
- Tie-down chains
- Shotblasted & epoxy primer paint

OPTIONAL EQUIPMENT

- 20,000 lb planetary winch
- 25,000 lb worm gear winch
- Recovery Roller Guide
- Cable 5/8" x 200'
- Remote control
- 72" tool box
- Wet line kit
- Second front receiver
- Stabilizer grip
- Tow lights & cord
- Additional towing attachments
- Installation
- Stainless steel package

SPECIFICATIONS

Heavy Duty Quickswap with Tag Axle

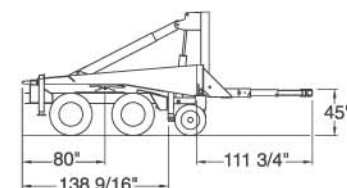
- Minimum wheelbase: 250"
- Double frame recommended
- Reach past tailboard fully retracted: 73"
- Reach past tailboard fully extended: 111-3/4"
- Lift capacity retracted: 35,000 lbs (structural rating)
- Lift capacity extended: 15,000 lbs (structural rating)

Super Heavy Duty Quickswap with Tag Axle

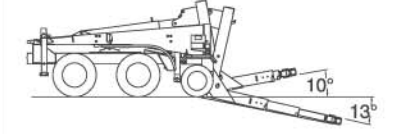
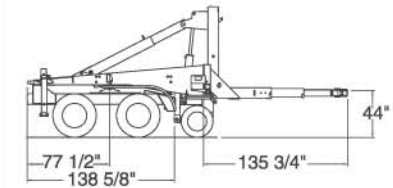
- Minimum wheelbase: 265"
- Double frame recommended
- Reach past tailboard fully retracted: 86"
- Reach past tailboard fully extended: 135-3/4"
- Lift capacity retracted: 50,000 lbs (structural rating)
- Lift capacity extended: 20,000 lbs (structural rating)



Heavy Duty Quickswap with Tag Axle



Super Heavy Duty Quickswap with Tag Axle



**QUICKSWAP
WITH TAG AXLE**



QUICKSWAP

The Quickswap is synonymous with savings and getting the most for your money from your equipment. You no longer need to buy expensive towing & recovery equipment when all you mainly need is a truck for towing... the Quickswap does it for you at a fraction of the cost.